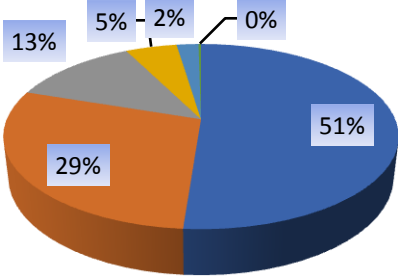
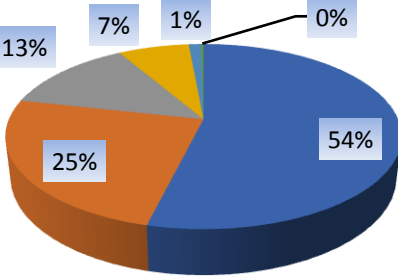
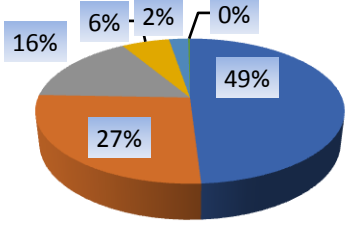
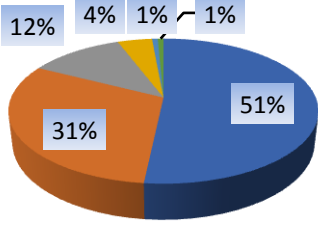
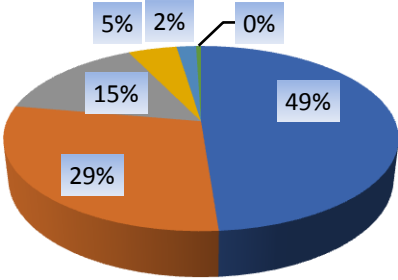
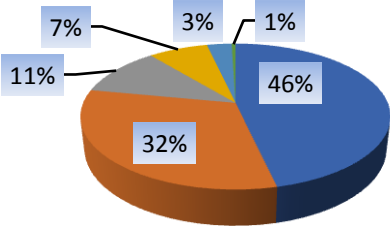


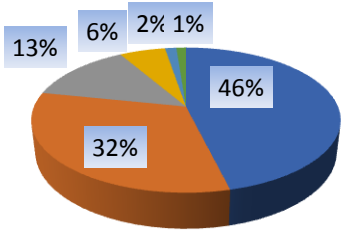
# Guardian Feedback

Options for Questions: Excellent, Extremely Good, Very Good, Good, Moderately Good, Moderate, Average, Poor, Very Poor, Extremely Poor

## Guardian to Institute Feedback 2019-20

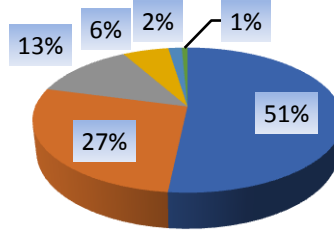
<h3>Admission Procedure</h3>  <table border="1"> <thead> <tr> <th>Category</th> <th>Percentage</th> </tr> </thead> <tbody> <tr> <td>Excellent</td> <td>51%</td> </tr> <tr> <td>Extremely Good</td> <td>29%</td> </tr> <tr> <td>Very Good</td> <td>13%</td> </tr> <tr> <td>Good</td> <td>5%</td> </tr> <tr> <td>Moderately Good</td> <td>2%</td> </tr> <tr> <td>Moderate</td> <td>0%</td> </tr> </tbody> </table>	Category	Percentage	Excellent	51%	Extremely Good	29%	Very Good	13%	Good	5%	Moderately Good	2%	Moderate	0%		<h3>Response from Office</h3>  <table border="1"> <thead> <tr> <th>Category</th> <th>Percentage</th> </tr> </thead> <tbody> <tr> <td>Excellent</td> <td>54%</td> </tr> <tr> <td>Extremely Good</td> <td>25%</td> </tr> <tr> <td>Very Good</td> <td>13%</td> </tr> <tr> <td>Good</td> <td>7%</td> </tr> <tr> <td>Moderately Good</td> <td>1%</td> </tr> <tr> <td>Moderate</td> <td>0%</td> </tr> </tbody> </table>	Category	Percentage	Excellent	54%	Extremely Good	25%	Very Good	13%	Good	7%	Moderately Good	1%	Moderate	0%	
Category	Percentage																														
Excellent	51%																														
Extremely Good	29%																														
Very Good	13%																														
Good	5%																														
Moderately Good	2%																														
Moderate	0%																														
Category	Percentage																														
Excellent	54%																														
Extremely Good	25%																														
Very Good	13%																														
Good	7%																														
Moderately Good	1%																														
Moderate	0%																														
<h3>Support of Teaching Staff</h3>  <table border="1"> <thead> <tr> <th>Category</th> <th>Percentage</th> </tr> </thead> <tbody> <tr> <td>Excellent</td> <td>49%</td> </tr> <tr> <td>Extremely Good</td> <td>27%</td> </tr> <tr> <td>Very Good</td> <td>16%</td> </tr> <tr> <td>Good</td> <td>6%</td> </tr> <tr> <td>Moderately Good</td> <td>2%</td> </tr> <tr> <td>Moderate</td> <td>0%</td> </tr> </tbody> </table>	Category	Percentage	Excellent	49%	Extremely Good	27%	Very Good	16%	Good	6%	Moderately Good	2%	Moderate	0%		<h3>Infrastructure of the campus</h3>  <table border="1"> <thead> <tr> <th>Category</th> <th>Percentage</th> </tr> </thead> <tbody> <tr> <td>Excellent</td> <td>51%</td> </tr> <tr> <td>Extremely Good</td> <td>31%</td> </tr> <tr> <td>Very Good</td> <td>12%</td> </tr> <tr> <td>Good</td> <td>4%</td> </tr> <tr> <td>Moderately Good</td> <td>1%</td> </tr> <tr> <td>Moderate</td> <td>1%</td> </tr> </tbody> </table>	Category	Percentage	Excellent	51%	Extremely Good	31%	Very Good	12%	Good	4%	Moderately Good	1%	Moderate	1%	
Category	Percentage																														
Excellent	49%																														
Extremely Good	27%																														
Very Good	16%																														
Good	6%																														
Moderately Good	2%																														
Moderate	0%																														
Category	Percentage																														
Excellent	51%																														
Extremely Good	31%																														
Very Good	12%																														
Good	4%																														
Moderately Good	1%																														
Moderate	1%																														
<h3>Campus environment</h3>  <table border="1"> <thead> <tr> <th>Category</th> <th>Percentage</th> </tr> </thead> <tbody> <tr> <td>Excellent</td> <td>49%</td> </tr> <tr> <td>Extremely Good</td> <td>29%</td> </tr> <tr> <td>Very Good</td> <td>15%</td> </tr> <tr> <td>Good</td> <td>5%</td> </tr> <tr> <td>Moderately Good</td> <td>2%</td> </tr> <tr> <td>Moderate</td> <td>0%</td> </tr> </tbody> </table>	Category	Percentage	Excellent	49%	Extremely Good	29%	Very Good	15%	Good	5%	Moderately Good	2%	Moderate	0%		<h3>Administration and Principal</h3>  <table border="1"> <thead> <tr> <th>Category</th> <th>Percentage</th> </tr> </thead> <tbody> <tr> <td>Excellent</td> <td>46%</td> </tr> <tr> <td>Extremely Good</td> <td>32%</td> </tr> <tr> <td>Very Good</td> <td>11%</td> </tr> <tr> <td>Good</td> <td>7%</td> </tr> <tr> <td>Moderately Good</td> <td>3%</td> </tr> <tr> <td>Moderate</td> <td>1%</td> </tr> </tbody> </table>	Category	Percentage	Excellent	46%	Extremely Good	32%	Very Good	11%	Good	7%	Moderately Good	3%	Moderate	1%	
Category	Percentage																														
Excellent	49%																														
Extremely Good	29%																														
Very Good	15%																														
Good	5%																														
Moderately Good	2%																														
Moderate	0%																														
Category	Percentage																														
Excellent	46%																														
Extremely Good	32%																														
Very Good	11%																														
Good	7%																														
Moderately Good	3%																														
Moderate	1%																														

### Health service and First Aid facility



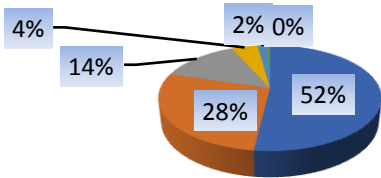
- Excellent
- Extremely Good
- Very Good
- Good
- Moderately Good
- Moderate

### Discipline in the Campus



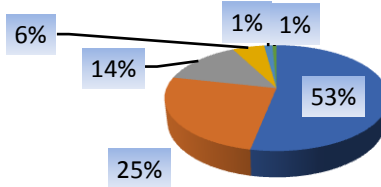
- Excellent
- Extremely Good
- Very Good
- Good
- Moderately Good
- Moderate

### Your satisfaction with your Ward Progression



- Excellent
- Extremely Good
- Very Good
- Good
- Moderately Good
- Moderate

### What is your general opinion regarding the College



- Excellent
- Extremely Good
- Very Good
- Good
- Moderately Good
- Moderate