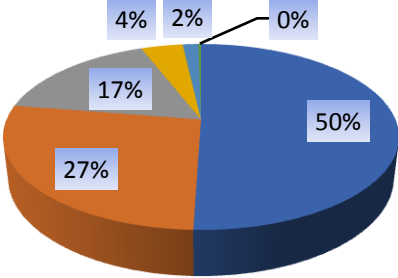
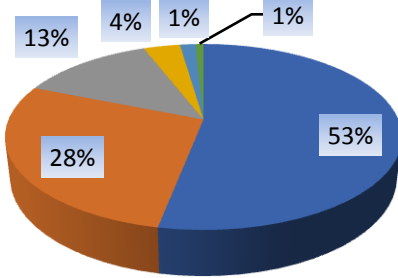
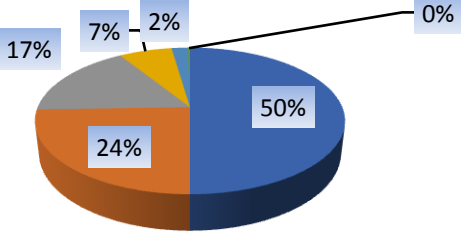
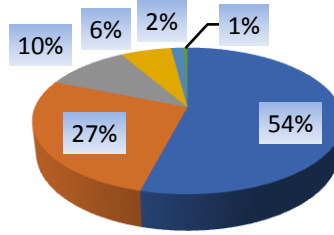
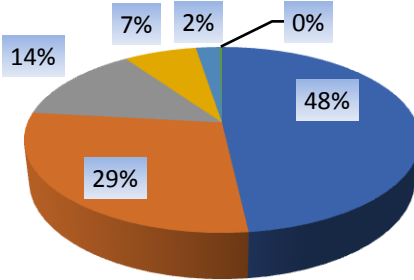
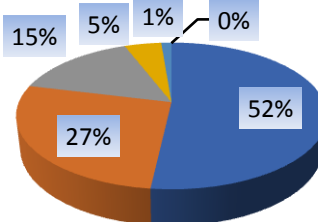


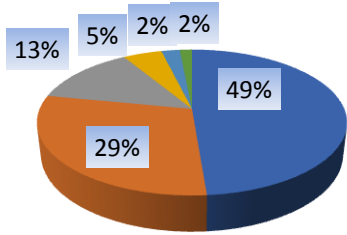
# Guardian Feedback

Options for Questions: Excellent, Extremely Good, Very Good, Good, Moderately Good, Moderate, Average, Poor, Very Poor, Extremely Poor

## Guardian to Institute Feedback 2022-23

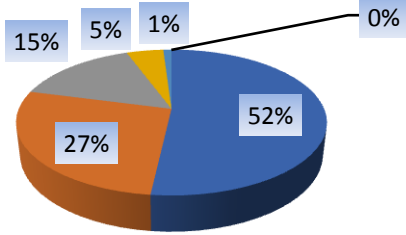
| <h3>Admission Procedure</h3>  <table border="1"> <thead> <tr> <th>Category</th> <th>Percentage</th> </tr> </thead> <tbody> <tr> <td>Excellent</td> <td>50%</td> </tr> <tr> <td>Extremely Good</td> <td>27%</td> </tr> <tr> <td>Very Good</td> <td>17%</td> </tr> <tr> <td>Good</td> <td>4%</td> </tr> <tr> <td>Moderately Good</td> <td>2%</td> </tr> <tr> <td>Moderate</td> <td>0%</td> </tr> </tbody> </table> <p> <span>■ Excellent</span>      <span>■ Extremely Good</span><br/> <span>■ Very Good</span>      <span>■ Good</span><br/> <span>■ Moderately Good</span>   <span>■ Moderate</span> </p>         | Category   | Percentage | Excellent | 50% | Extremely Good | 27% | Very Good | 17% | Good | 4% | Moderately Good | 2% | Moderate | 0% |  | <h3>Response from Office</h3>  <table border="1"> <thead> <tr> <th>Category</th> <th>Percentage</th> </tr> </thead> <tbody> <tr> <td>Excellent</td> <td>53%</td> </tr> <tr> <td>Extremely Good</td> <td>28%</td> </tr> <tr> <td>Very Good</td> <td>13%</td> </tr> <tr> <td>Good</td> <td>4%</td> </tr> <tr> <td>Moderately Good</td> <td>1%</td> </tr> <tr> <td>Moderate</td> <td>1%</td> </tr> </tbody> </table> <p> <span>■ Excellent</span>      <span>■ Extremely Good</span><br/> <span>■ Very Good</span>      <span>■ Good</span><br/> <span>■ Moderately Good</span>   <span>■ Moderate</span> </p>           | Category | Percentage | Excellent | 53% | Extremely Good | 28% | Very Good | 13% | Good | 4% | Moderately Good | 1% | Moderate | 1% |  |
|---|------------|------------|-----------|-----|----------------|-----|-----------|-----|------|----|-----------------|----|----------|----|--|---|----------|------------|-----------|-----|----------------|-----|-----------|-----|------|----|-----------------|----|----------|----|--|
| Category  | Percentage |            |           |     |                |     |           |     |      |    |                 |    |          |    |  |   |          |            |           |     |                |     |           |     |      |    |                 |    |          |    |  |
| Excellent   | 50%        |            |           |     |                |     |           |     |      |    |                 |    |          |    |  |   |          |            |           |     |                |     |           |     |      |    |                 |    |          |    |  |
| Extremely Good  | 27%        |            |           |     |                |     |           |     |      |    |                 |    |          |    |  |   |          |            |           |     |                |     |           |     |      |    |                 |    |          |    |  |
| Very Good   | 17%        |            |           |     |                |     |           |     |      |    |                 |    |          |    |  |   |          |            |           |     |                |     |           |     |      |    |                 |    |          |    |  |
| Good  | 4%         |            |           |     |                |     |           |     |      |    |                 |    |          |    |  |   |          |            |           |     |                |     |           |     |      |    |                 |    |          |    |  |
| Moderately Good   | 2%         |            |           |     |                |     |           |     |      |    |                 |    |          |    |  |   |          |            |           |     |                |     |           |     |      |    |                 |    |          |    |  |
| Moderate  | 0%         |            |           |     |                |     |           |     |      |    |                 |    |          |    |  |   |          |            |           |     |                |     |           |     |      |    |                 |    |          |    |  |
| Category  | Percentage |            |           |     |                |     |           |     |      |    |                 |    |          |    |  |   |          |            |           |     |                |     |           |     |      |    |                 |    |          |    |  |
| Excellent   | 53%        |            |           |     |                |     |           |     |      |    |                 |    |          |    |  |   |          |            |           |     |                |     |           |     |      |    |                 |    |          |    |  |
| Extremely Good  | 28%        |            |           |     |                |     |           |     |      |    |                 |    |          |    |  |   |          |            |           |     |                |     |           |     |      |    |                 |    |          |    |  |
| Very Good   | 13%        |            |           |     |                |     |           |     |      |    |                 |    |          |    |  |   |          |            |           |     |                |     |           |     |      |    |                 |    |          |    |  |
| Good  | 4%         |            |           |     |                |     |           |     |      |    |                 |    |          |    |  |   |          |            |           |     |                |     |           |     |      |    |                 |    |          |    |  |
| Moderately Good   | 1%         |            |           |     |                |     |           |     |      |    |                 |    |          |    |  |   |          |            |           |     |                |     |           |     |      |    |                 |    |          |    |  |
| Moderate  | 1%         |            |           |     |                |     |           |     |      |    |                 |    |          |    |  |   |          |            |           |     |                |     |           |     |      |    |                 |    |          |    |  |
| <h3>Support of Teaching Staff</h3>  <table border="1"> <thead> <tr> <th>Category</th> <th>Percentage</th> </tr> </thead> <tbody> <tr> <td>Excellent</td> <td>50%</td> </tr> <tr> <td>Extremely Good</td> <td>24%</td> </tr> <tr> <td>Very Good</td> <td>17%</td> </tr> <tr> <td>Good</td> <td>7%</td> </tr> <tr> <td>Moderately Good</td> <td>2%</td> </tr> <tr> <td>Moderate</td> <td>0%</td> </tr> </tbody> </table> <p> <span>■ Excellent</span>      <span>■ Extremely Good</span><br/> <span>■ Very Good</span>      <span>■ Good</span><br/> <span>■ Moderately Good</span>   <span>■ Moderate</span> </p> | Category   | Percentage | Excellent | 50% | Extremely Good | 24% | Very Good | 17% | Good | 7% | Moderately Good | 2% | Moderate | 0% |  | <h3>Infrastructue of the campus</h3>  <table border="1"> <thead> <tr> <th>Category</th> <th>Percentage</th> </tr> </thead> <tbody> <tr> <td>Excellent</td> <td>54%</td> </tr> <tr> <td>Extremely Good</td> <td>27%</td> </tr> <tr> <td>Very Good</td> <td>10%</td> </tr> <tr> <td>Good</td> <td>6%</td> </tr> <tr> <td>Moderately Good</td> <td>2%</td> </tr> <tr> <td>Moderate</td> <td>1%</td> </tr> </tbody> </table> <p> <span>■ Excellent</span>      <span>■ Extremely Good</span><br/> <span>■ Very Good</span>      <span>■ Good</span><br/> <span>■ Moderately Good</span>   <span>■ Moderate</span> </p>  | Category | Percentage | Excellent | 54% | Extremely Good | 27% | Very Good | 10% | Good | 6% | Moderately Good | 2% | Moderate | 1% |  |
| Category  | Percentage |            |           |     |                |     |           |     |      |    |                 |    |          |    |  |   |          |            |           |     |                |     |           |     |      |    |                 |    |          |    |  |
| Excellent   | 50%        |            |           |     |                |     |           |     |      |    |                 |    |          |    |  |   |          |            |           |     |                |     |           |     |      |    |                 |    |          |    |  |
| Extremely Good  | 24%        |            |           |     |                |     |           |     |      |    |                 |    |          |    |  |   |          |            |           |     |                |     |           |     |      |    |                 |    |          |    |  |
| Very Good   | 17%        |            |           |     |                |     |           |     |      |    |                 |    |          |    |  |   |          |            |           |     |                |     |           |     |      |    |                 |    |          |    |  |
| Good  | 7%         |            |           |     |                |     |           |     |      |    |                 |    |          |    |  |   |          |            |           |     |                |     |           |     |      |    |                 |    |          |    |  |
| Moderately Good   | 2%         |            |           |     |                |     |           |     |      |    |                 |    |          |    |  |   |          |            |           |     |                |     |           |     |      |    |                 |    |          |    |  |
| Moderate  | 0%         |            |           |     |                |     |           |     |      |    |                 |    |          |    |  |   |          |            |           |     |                |     |           |     |      |    |                 |    |          |    |  |
| Category  | Percentage |            |           |     |                |     |           |     |      |    |                 |    |          |    |  |   |          |            |           |     |                |     |           |     |      |    |                 |    |          |    |  |
| Excellent   | 54%        |            |           |     |                |     |           |     |      |    |                 |    |          |    |  |   |          |            |           |     |                |     |           |     |      |    |                 |    |          |    |  |
| Extremely Good  | 27%        |            |           |     |                |     |           |     |      |    |                 |    |          |    |  |   |          |            |           |     |                |     |           |     |      |    |                 |    |          |    |  |
| Very Good   | 10%        |            |           |     |                |     |           |     |      |    |                 |    |          |    |  |   |          |            |           |     |                |     |           |     |      |    |                 |    |          |    |  |
| Good  | 6%         |            |           |     |                |     |           |     |      |    |                 |    |          |    |  |   |          |            |           |     |                |     |           |     |      |    |                 |    |          |    |  |
| Moderately Good   | 2%         |            |           |     |                |     |           |     |      |    |                 |    |          |    |  |   |          |            |           |     |                |     |           |     |      |    |                 |    |          |    |  |
| Moderate  | 1%         |            |           |     |                |     |           |     |      |    |                 |    |          |    |  |   |          |            |           |     |                |     |           |     |      |    |                 |    |          |    |  |
| <h3>Campus environment</h3>  <table border="1"> <thead> <tr> <th>Category</th> <th>Percentage</th> </tr> </thead> <tbody> <tr> <td>Excellent</td> <td>48%</td> </tr> <tr> <td>Extremely Good</td> <td>29%</td> </tr> <tr> <td>Very Good</td> <td>14%</td> </tr> <tr> <td>Good</td> <td>7%</td> </tr> <tr> <td>Moderately Good</td> <td>2%</td> </tr> <tr> <td>Moderate</td> <td>0%</td> </tr> </tbody> </table> <p> <span>■ Excellent</span>      <span>■ Extremely Good</span><br/> <span>■ Very Good</span>      <span>■ Good</span><br/> <span>■ Moderately Good</span>   <span>■ Moderate</span> </p>        | Category   | Percentage | Excellent | 48% | Extremely Good | 29% | Very Good | 14% | Good | 7% | Moderately Good | 2% | Moderate | 0% |  | <h3>Administration and Principal</h3>  <table border="1"> <thead> <tr> <th>Category</th> <th>Percentage</th> </tr> </thead> <tbody> <tr> <td>Excellent</td> <td>52%</td> </tr> <tr> <td>Extremely Good</td> <td>27%</td> </tr> <tr> <td>Very Good</td> <td>15%</td> </tr> <tr> <td>Good</td> <td>5%</td> </tr> <tr> <td>Moderately Good</td> <td>1%</td> </tr> <tr> <td>Moderate</td> <td>0%</td> </tr> </tbody> </table> <p> <span>■ Excellent</span>      <span>■ Extremely Good</span><br/> <span>■ Very Good</span>      <span>■ Good</span><br/> <span>■ Moderately Good</span>   <span>■ Moderate</span> </p> | Category | Percentage | Excellent | 52% | Extremely Good | 27% | Very Good | 15% | Good | 5% | Moderately Good | 1% | Moderate | 0% |  |
| Category  | Percentage |            |           |     |                |     |           |     |      |    |                 |    |          |    |  |   |          |            |           |     |                |     |           |     |      |    |                 |    |          |    |  |
| Excellent   | 48%        |            |           |     |                |     |           |     |      |    |                 |    |          |    |  |   |          |            |           |     |                |     |           |     |      |    |                 |    |          |    |  |
| Extremely Good  | 29%        |            |           |     |                |     |           |     |      |    |                 |    |          |    |  |   |          |            |           |     |                |     |           |     |      |    |                 |    |          |    |  |
| Very Good   | 14%        |            |           |     |                |     |           |     |      |    |                 |    |          |    |  |   |          |            |           |     |                |     |           |     |      |    |                 |    |          |    |  |
| Good  | 7%         |            |           |     |                |     |           |     |      |    |                 |    |          |    |  |   |          |            |           |     |                |     |           |     |      |    |                 |    |          |    |  |
| Moderately Good   | 2%         |            |           |     |                |     |           |     |      |    |                 |    |          |    |  |   |          |            |           |     |                |     |           |     |      |    |                 |    |          |    |  |
| Moderate  | 0%         |            |           |     |                |     |           |     |      |    |                 |    |          |    |  |   |          |            |           |     |                |     |           |     |      |    |                 |    |          |    |  |
| Category  | Percentage |            |           |     |                |     |           |     |      |    |                 |    |          |    |  |   |          |            |           |     |                |     |           |     |      |    |                 |    |          |    |  |
| Excellent   | 52%        |            |           |     |                |     |           |     |      |    |                 |    |          |    |  |   |          |            |           |     |                |     |           |     |      |    |                 |    |          |    |  |
| Extremely Good  | 27%        |            |           |     |                |     |           |     |      |    |                 |    |          |    |  |   |          |            |           |     |                |     |           |     |      |    |                 |    |          |    |  |
| Very Good   | 15%        |            |           |     |                |     |           |     |      |    |                 |    |          |    |  |   |          |            |           |     |                |     |           |     |      |    |                 |    |          |    |  |
| Good  | 5%         |            |           |     |                |     |           |     |      |    |                 |    |          |    |  |   |          |            |           |     |                |     |           |     |      |    |                 |    |          |    |  |
| Moderately Good   | 1%         |            |           |     |                |     |           |     |      |    |                 |    |          |    |  |   |          |            |           |     |                |     |           |     |      |    |                 |    |          |    |  |
| Moderate  | 0%         |            |           |     |                |     |           |     |      |    |                 |    |          |    |  |   |          |            |           |     |                |     |           |     |      |    |                 |    |          |    |  |

### Health service and First Aid facility



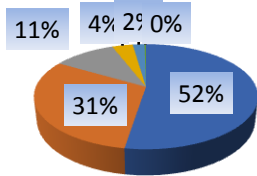
- Excellent
- Extremely Good
- Very Good
- Good
- Moderately Good
- Moderate

### Discipline in the Campus



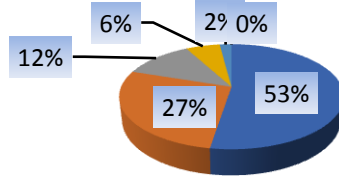
- Excellent
- Extremely Good
- Very Good
- Good
- Moderately Good
- Moderate

### Your satisfaction with your Ward Progression



- Excellent
- Extremely Good
- Very Good
- Good
- Moderately Good
- Moderate

### What is your general opinion regarding the College



- Excellent
- Extremely Good
- Very Good
- Good
- Moderately Good
- Moderate