

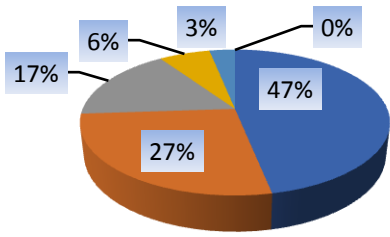
Guardian Feedback

Options for Questions: Excellent, Extremely Good, Very Good, Good, Moderately Good, Moderate, Average, Poor, Very Poor, Extremely Poor

Guardian to Institute Feedback 2023-24

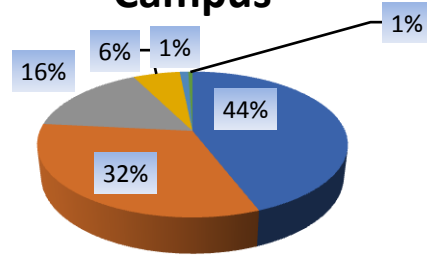
| <h3>Admission Procedure</h3> <table border="1"> <thead> <tr> <th>Category</th> <th>Percentage</th> </tr> </thead> <tbody> <tr> <td>Excellent</td> <td>48%</td> </tr> <tr> <td>Extremely Good</td> <td>28%</td> </tr> <tr> <td>Very Good</td> <td>16%</td> </tr> <tr> <td>Good</td> <td>5%</td> </tr> <tr> <td>Moderately Good</td> <td>2%</td> </tr> <tr> <td>Moderate</td> <td>1%</td> </tr> </tbody> </table> | Category | Percentage | Excellent | 48% | Extremely Good | 28% | Very Good | 16% | Good | 5% | Moderately Good | 2% | Moderate | 1% | | <h3>Response from Office</h3> <table border="1"> <thead> <tr> <th>Category</th> <th>Percentage</th> </tr> </thead> <tbody> <tr> <td>Excellent</td> <td>52%</td> </tr> <tr> <td>Extremely Good</td> <td>28%</td> </tr> <tr> <td>Very Good</td> <td>8%</td> </tr> <tr> <td>Good</td> <td>9%</td> </tr> <tr> <td>Moderately Good</td> <td>2%</td> </tr> <tr> <td>Moderate</td> <td>1%</td> </tr> </tbody> </table> | Category | Percentage | Excellent | 52% | Extremely Good | 28% | Very Good | 8% | Good | 9% | Moderately Good | 2% | Moderate | 1% | |
|---|------------|------------|-----------|-----|----------------|-----|-----------|-----|------|----|-----------------|----|----------|----|--|--|----------|------------|-----------|-----|----------------|-----|-----------|-----|------|----|-----------------|----|----------|----|--|
| Category | Percentage | | | | | | | | | | | | | | | | | | | | | | | | | | | | | | |
| Excellent | 48% | | | | | | | | | | | | | | | | | | | | | | | | | | | | | | |
| Extremely Good | 28% | | | | | | | | | | | | | | | | | | | | | | | | | | | | | | |
| Very Good | 16% | | | | | | | | | | | | | | | | | | | | | | | | | | | | | | |
| Good | 5% | | | | | | | | | | | | | | | | | | | | | | | | | | | | | | |
| Moderately Good | 2% | | | | | | | | | | | | | | | | | | | | | | | | | | | | | | |
| Moderate | 1% | | | | | | | | | | | | | | | | | | | | | | | | | | | | | | |
| Category | Percentage | | | | | | | | | | | | | | | | | | | | | | | | | | | | | | |
| Excellent | 52% | | | | | | | | | | | | | | | | | | | | | | | | | | | | | | |
| Extremely Good | 28% | | | | | | | | | | | | | | | | | | | | | | | | | | | | | | |
| Very Good | 8% | | | | | | | | | | | | | | | | | | | | | | | | | | | | | | |
| Good | 9% | | | | | | | | | | | | | | | | | | | | | | | | | | | | | | |
| Moderately Good | 2% | | | | | | | | | | | | | | | | | | | | | | | | | | | | | | |
| Moderate | 1% | | | | | | | | | | | | | | | | | | | | | | | | | | | | | | |
| <h3>Support of Teaching Staff</h3> <table border="1"> <thead> <tr> <th>Category</th> <th>Percentage</th> </tr> </thead> <tbody> <tr> <td>Excellent</td> <td>47%</td> </tr> <tr> <td>Extremely Good</td> <td>26%</td> </tr> <tr> <td>Very Good</td> <td>19%</td> </tr> <tr> <td>Good</td> <td>7%</td> </tr> <tr> <td>Moderately Good</td> <td>1%</td> </tr> <tr> <td>Moderate</td> <td>0%</td> </tr> </tbody> </table> | Category | Percentage | Excellent | 47% | Extremely Good | 26% | Very Good | 19% | Good | 7% | Moderately Good | 1% | Moderate | 0% | | <h3>Infrastructure of the campus</h3> <table border="1"> <thead> <tr> <th>Category</th> <th>Percentage</th> </tr> </thead> <tbody> <tr> <td>Excellent</td> <td>47%</td> </tr> <tr> <td>Extremely Good</td> <td>29%</td> </tr> <tr> <td>Very Good</td> <td>17%</td> </tr> <tr> <td>Good</td> <td>5%</td> </tr> <tr> <td>Moderately Good</td> <td>1%</td> </tr> <tr> <td>Moderate</td> <td>1%</td> </tr> </tbody> </table> | Category | Percentage | Excellent | 47% | Extremely Good | 29% | Very Good | 17% | Good | 5% | Moderately Good | 1% | Moderate | 1% | |
| Category | Percentage | | | | | | | | | | | | | | | | | | | | | | | | | | | | | | |
| Excellent | 47% | | | | | | | | | | | | | | | | | | | | | | | | | | | | | | |
| Extremely Good | 26% | | | | | | | | | | | | | | | | | | | | | | | | | | | | | | |
| Very Good | 19% | | | | | | | | | | | | | | | | | | | | | | | | | | | | | | |
| Good | 7% | | | | | | | | | | | | | | | | | | | | | | | | | | | | | | |
| Moderately Good | 1% | | | | | | | | | | | | | | | | | | | | | | | | | | | | | | |
| Moderate | 0% | | | | | | | | | | | | | | | | | | | | | | | | | | | | | | |
| Category | Percentage | | | | | | | | | | | | | | | | | | | | | | | | | | | | | | |
| Excellent | 47% | | | | | | | | | | | | | | | | | | | | | | | | | | | | | | |
| Extremely Good | 29% | | | | | | | | | | | | | | | | | | | | | | | | | | | | | | |
| Very Good | 17% | | | | | | | | | | | | | | | | | | | | | | | | | | | | | | |
| Good | 5% | | | | | | | | | | | | | | | | | | | | | | | | | | | | | | |
| Moderately Good | 1% | | | | | | | | | | | | | | | | | | | | | | | | | | | | | | |
| Moderate | 1% | | | | | | | | | | | | | | | | | | | | | | | | | | | | | | |
| <h3>Campus environment</h3> <table border="1"> <thead> <tr> <th>Category</th> <th>Percentage</th> </tr> </thead> <tbody> <tr> <td>Excellent</td> <td>57%</td> </tr> <tr> <td>Extremely Good</td> <td>26%</td> </tr> <tr> <td>Very Good</td> <td>10%</td> </tr> <tr> <td>Good</td> <td>6%</td> </tr> <tr> <td>Moderately Good</td> <td>0%</td> </tr> <tr> <td>Moderate</td> <td>1%</td> </tr> </tbody> </table> | Category | Percentage | Excellent | 57% | Extremely Good | 26% | Very Good | 10% | Good | 6% | Moderately Good | 0% | Moderate | 1% | | <h3>Administration and Principal</h3> <table border="1"> <thead> <tr> <th>Category</th> <th>Percentage</th> </tr> </thead> <tbody> <tr> <td>Excellent</td> <td>49%</td> </tr> <tr> <td>Extremely Good</td> <td>31%</td> </tr> <tr> <td>Very Good</td> <td>9%</td> </tr> <tr> <td>Good</td> <td>9%</td> </tr> <tr> <td>Moderately Good</td> <td>1%</td> </tr> <tr> <td>Moderate</td> <td>1%</td> </tr> </tbody> </table> | Category | Percentage | Excellent | 49% | Extremely Good | 31% | Very Good | 9% | Good | 9% | Moderately Good | 1% | Moderate | 1% | |
| Category | Percentage | | | | | | | | | | | | | | | | | | | | | | | | | | | | | | |
| Excellent | 57% | | | | | | | | | | | | | | | | | | | | | | | | | | | | | | |
| Extremely Good | 26% | | | | | | | | | | | | | | | | | | | | | | | | | | | | | | |
| Very Good | 10% | | | | | | | | | | | | | | | | | | | | | | | | | | | | | | |
| Good | 6% | | | | | | | | | | | | | | | | | | | | | | | | | | | | | | |
| Moderately Good | 0% | | | | | | | | | | | | | | | | | | | | | | | | | | | | | | |
| Moderate | 1% | | | | | | | | | | | | | | | | | | | | | | | | | | | | | | |
| Category | Percentage | | | | | | | | | | | | | | | | | | | | | | | | | | | | | | |
| Excellent | 49% | | | | | | | | | | | | | | | | | | | | | | | | | | | | | | |
| Extremely Good | 31% | | | | | | | | | | | | | | | | | | | | | | | | | | | | | | |
| Very Good | 9% | | | | | | | | | | | | | | | | | | | | | | | | | | | | | | |
| Good | 9% | | | | | | | | | | | | | | | | | | | | | | | | | | | | | | |
| Moderately Good | 1% | | | | | | | | | | | | | | | | | | | | | | | | | | | | | | |
| Moderate | 1% | | | | | | | | | | | | | | | | | | | | | | | | | | | | | | |

Health service and First Aid facility



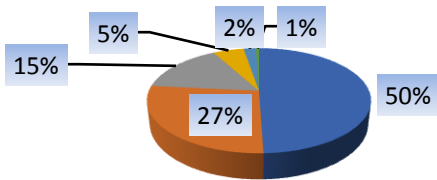
- Excellent
- Extremely Good
- Very Good
- Good
- Moderately Good
- Moderate

Discipline in the Campus



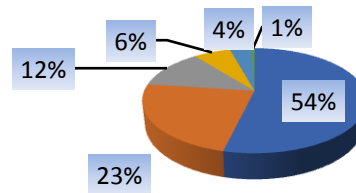
- Excellent
- Extremely Good
- Very Good
- Good
- Moderately Good
- Moderate

Your satisfaction with your Ward Progression



- Excellent
- Extremely Good
- Very Good
- Good
- Moderately Good
- Moderate

What is your general opinion regarding the College



- Excellent
- Extremely Good
- Very Good
- Good
- Moderately Good
- Moderate