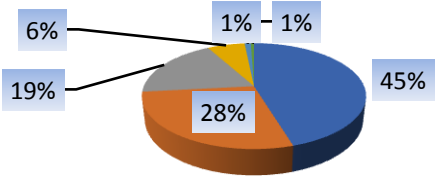
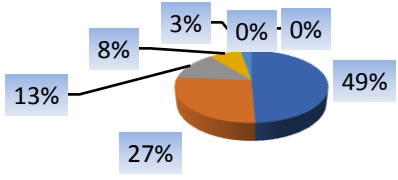
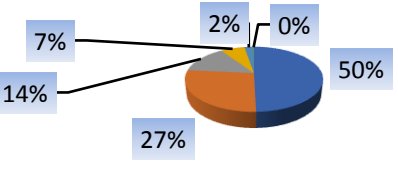
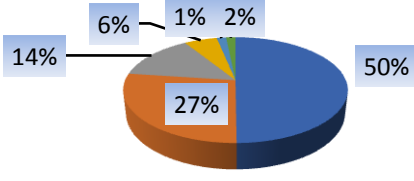
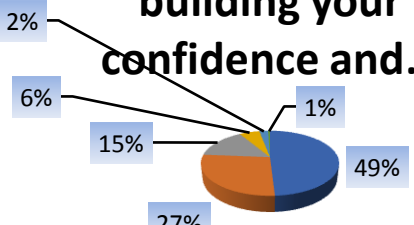
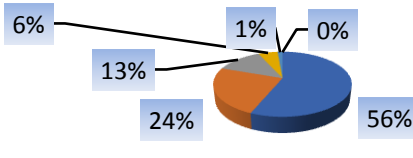


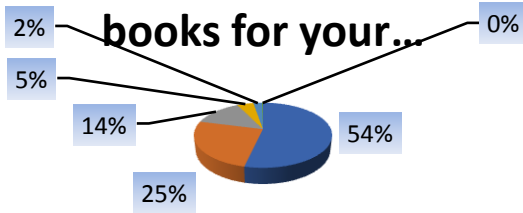
Students' Feedback

Options for Questions: Excellent, Extremely Good, Very Good, Good, Moderately Good, Moderate, Average, Poor, Very Poor, Extremely Poor

Student to Institute Feedback 2020-21

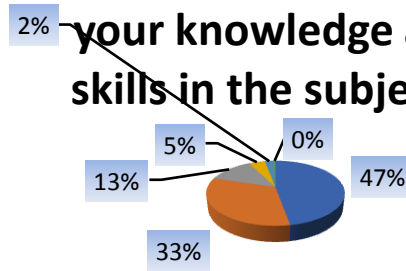
<p>Are the classes for Honours and General regular?</p>  <table border="1"> <thead> <tr> <th>Category</th> <th>Percentage</th> </tr> </thead> <tbody> <tr> <td>Excellent</td> <td>45%</td> </tr> <tr> <td>Extremely Good</td> <td>28%</td> </tr> <tr> <td>Very Good</td> <td>19%</td> </tr> <tr> <td>Good</td> <td>6%</td> </tr> <tr> <td>Moderately Good</td> <td>1%</td> </tr> <tr> <td>Moderate</td> <td>1%</td> </tr> </tbody> </table> <p> ■ Excellent ■ Extremely Good ■ Very Good ■ Good ■ Moderately Good ■ Moderate </p>	Category	Percentage	Excellent	45%	Extremely Good	28%	Very Good	19%	Good	6%	Moderately Good	1%	Moderate	1%		<p>Was the syllabus completely covered in the classroom?</p>  <table border="1"> <thead> <tr> <th>Category</th> <th>Percentage</th> </tr> </thead> <tbody> <tr> <td>Excellent</td> <td>49%</td> </tr> <tr> <td>Extremely Good</td> <td>27%</td> </tr> <tr> <td>Very Good</td> <td>13%</td> </tr> <tr> <td>Good</td> <td>8%</td> </tr> <tr> <td>Moderately Good</td> <td>3%</td> </tr> <tr> <td>Moderate</td> <td>0%</td> </tr> <tr> <td>Average</td> <td>0%</td> </tr> </tbody> </table> <p> ■ Excellent ■ Extremely Good ■ Very Good ■ Good ■ Moderately Good ■ Moderate ■ Average </p>	Category	Percentage	Excellent	49%	Extremely Good	27%	Very Good	13%	Good	8%	Moderately Good	3%	Moderate	0%	Average	0%	
Category	Percentage																																
Excellent	45%																																
Extremely Good	28%																																
Very Good	19%																																
Good	6%																																
Moderately Good	1%																																
Moderate	1%																																
Category	Percentage																																
Excellent	49%																																
Extremely Good	27%																																
Very Good	13%																																
Good	8%																																
Moderately Good	3%																																
Moderate	0%																																
Average	0%																																
<p>Do you find the teachers easily accessible as regards expressing your...</p>  <table border="1"> <thead> <tr> <th>Category</th> <th>Percentage</th> </tr> </thead> <tbody> <tr> <td>Excellent</td> <td>50%</td> </tr> <tr> <td>Extremely Good</td> <td>27%</td> </tr> <tr> <td>Very Good</td> <td>14%</td> </tr> <tr> <td>Good</td> <td>7%</td> </tr> <tr> <td>Moderately Good</td> <td>2%</td> </tr> <tr> <td>Moderate</td> <td>0%</td> </tr> </tbody> </table> <p> ■ Excellent ■ Extremely Good ■ Very Good ■ Good ■ Moderately Good ■ Moderate </p>	Category	Percentage	Excellent	50%	Extremely Good	27%	Very Good	14%	Good	7%	Moderately Good	2%	Moderate	0%		<p>Are the teachers punctual in attending the class?</p>  <table border="1"> <thead> <tr> <th>Category</th> <th>Percentage</th> </tr> </thead> <tbody> <tr> <td>Excellent</td> <td>50%</td> </tr> <tr> <td>Extremely Good</td> <td>27%</td> </tr> <tr> <td>Very Good</td> <td>14%</td> </tr> <tr> <td>Good</td> <td>6%</td> </tr> <tr> <td>Moderately Good</td> <td>1%</td> </tr> <tr> <td>Moderate</td> <td>2%</td> </tr> </tbody> </table> <p> ■ Excellent ■ Extremely Good ■ Very Good ■ Good ■ Moderately Good ■ Moderate </p>	Category	Percentage	Excellent	50%	Extremely Good	27%	Very Good	14%	Good	6%	Moderately Good	1%	Moderate	2%			
Category	Percentage																																
Excellent	50%																																
Extremely Good	27%																																
Very Good	14%																																
Good	7%																																
Moderately Good	2%																																
Moderate	0%																																
Category	Percentage																																
Excellent	50%																																
Extremely Good	27%																																
Very Good	14%																																
Good	6%																																
Moderately Good	1%																																
Moderate	2%																																
<p>What help do the teachers provide in building your confidence and...</p>  <table border="1"> <thead> <tr> <th>Category</th> <th>Percentage</th> </tr> </thead> <tbody> <tr> <td>Excellent</td> <td>49%</td> </tr> <tr> <td>Extremely Good</td> <td>27%</td> </tr> <tr> <td>Very Good</td> <td>15%</td> </tr> <tr> <td>Good</td> <td>6%</td> </tr> <tr> <td>Moderately Good</td> <td>2%</td> </tr> <tr> <td>Moderate</td> <td>1%</td> </tr> </tbody> </table> <p> ■ Excellent ■ Extremely Good ■ Very Good ■ Good ■ Moderately Good ■ Moderate </p>	Category	Percentage	Excellent	49%	Extremely Good	27%	Very Good	15%	Good	6%	Moderately Good	2%	Moderate	1%		<p>Do the teachers provide you with the materials, notes, book s etc. related to the...</p>  <table border="1"> <thead> <tr> <th>Category</th> <th>Percentage</th> </tr> </thead> <tbody> <tr> <td>Excellent</td> <td>56%</td> </tr> <tr> <td>Extremely Good</td> <td>24%</td> </tr> <tr> <td>Very Good</td> <td>13%</td> </tr> <tr> <td>Good</td> <td>6%</td> </tr> <tr> <td>Moderately Good</td> <td>1%</td> </tr> <tr> <td>Moderate</td> <td>0%</td> </tr> </tbody> </table> <p> ■ Excellent ■ Extremely Good ■ Very Good ■ Good ■ Moderately Good ■ Moderate </p>	Category	Percentage	Excellent	56%	Extremely Good	24%	Very Good	13%	Good	6%	Moderately Good	1%	Moderate	0%			
Category	Percentage																																
Excellent	49%																																
Extremely Good	27%																																
Very Good	15%																																
Good	6%																																
Moderately Good	2%																																
Moderate	1%																																
Category	Percentage																																
Excellent	56%																																
Extremely Good	24%																																
Very Good	13%																																
Good	6%																																
Moderately Good	1%																																
Moderate	0%																																

Is the library equipped with enough and quality books for your...



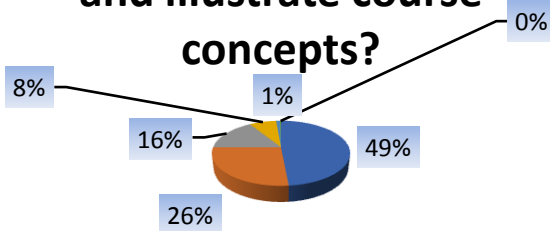
- Excellent
- Extremely Good
- Very Good
- Good
- Moderately Good
- Moderate

Did the instructional materials increase your knowledge and skills in the subject...



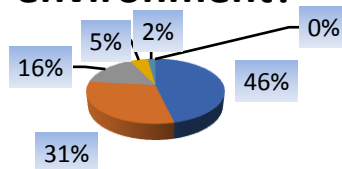
- Excellent
- Extremely Good
- Very Good
- Good
- Moderately Good
- Moderate

Did the teacher effectively explain and illustrate course concepts?



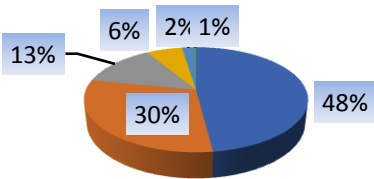
- Excellent
- Extremely Good
- Very Good
- Good
- Moderately Good
- Moderate

Did the teacher create a welcoming and inclusive learning environment?



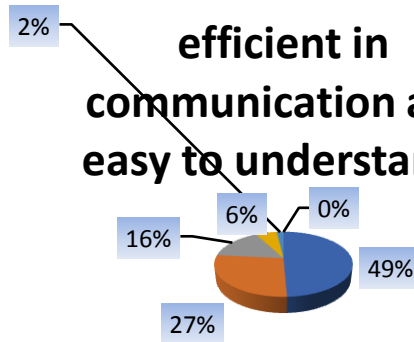
- Excellent
- Extremely Good
- Very Good
- Good
- Moderately Good
- Moderate

Are the instructors well prepared for the classes?



- Excellent
- Extremely Good
- Very Good
- Good
- Moderately Good
- Moderate

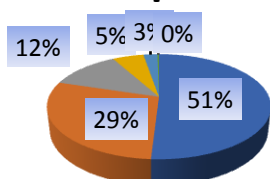
Are the teachers efficient in communication and easy to understand?



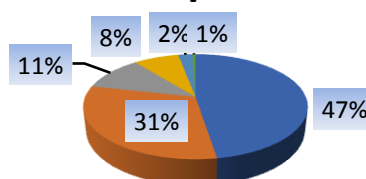
- Excellent
- Extremely Good
- Very Good
- Good
- Moderately Good
- Moderate

Student to Library Feedback 2020-21

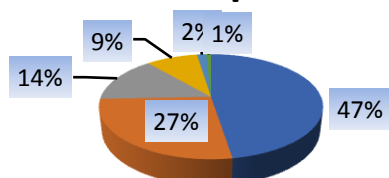
Are the Library Staff co-operative and helpful



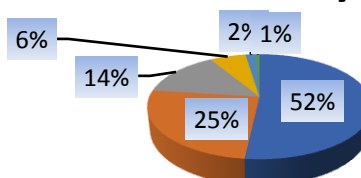
Are the Library Staff co-operative and helpful



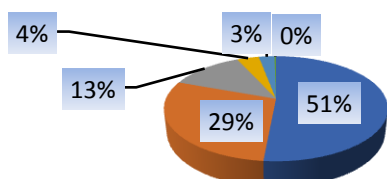
Are you able to access ICT facility as and when required?



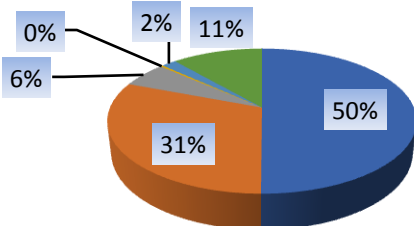
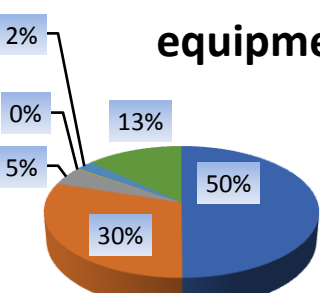
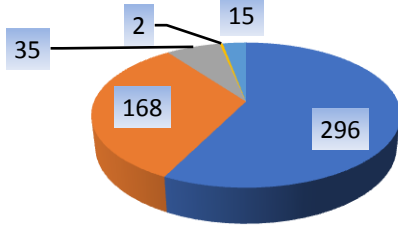
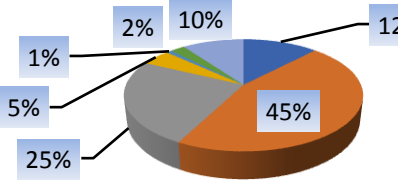
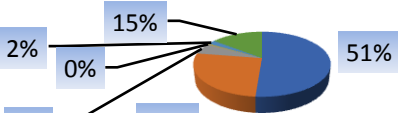
Are you able to avail the Xerox facility in the Library?



Is library managed effectively to help students?

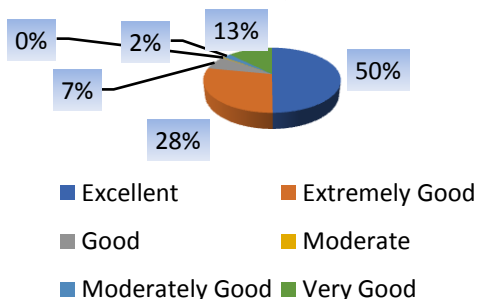


Student to Department Feedback 2020-21

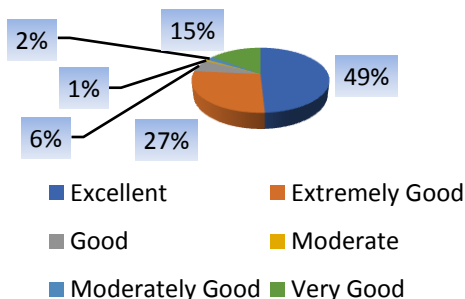
<h3>Adequacy of co-curricular activities</h3>  <table border="1"> <thead> <tr> <th>Category</th> <th>Percentage</th> </tr> </thead> <tbody> <tr> <td>Excellent</td> <td>50%</td> </tr> <tr> <td>Extremely Good</td> <td>31%</td> </tr> <tr> <td>Good</td> <td>6%</td> </tr> <tr> <td>Moderately Good</td> <td>2%</td> </tr> <tr> <td>Very Good</td> <td>11%</td> </tr> <tr> <td>Moderate</td> <td>0%</td> </tr> </tbody> </table> <ul style="list-style-type: none"> Excellent Extremely Good Good Moderately Good Very Good Moderate 	Category	Percentage	Excellent	50%	Extremely Good	31%	Good	6%	Moderately Good	2%	Very Good	11%	Moderate	0%		<h3>Adequacy of the ICT facilities and Laboratory equipments</h3>  <table border="1"> <thead> <tr> <th>Category</th> <th>Percentage</th> </tr> </thead> <tbody> <tr> <td>Excellent</td> <td>50%</td> </tr> <tr> <td>Extremely Good</td> <td>30%</td> </tr> <tr> <td>Good</td> <td>5%</td> </tr> <tr> <td>Moderately Good</td> <td>13%</td> </tr> <tr> <td>Very Good</td> <td>2%</td> </tr> <tr> <td>Moderate</td> <td>0%</td> </tr> </tbody> </table> <ul style="list-style-type: none"> Excellent Extremely Good Good Moderately Good Very Good Moderate 	Category	Percentage	Excellent	50%	Extremely Good	30%	Good	5%	Moderately Good	13%	Very Good	2%	Moderate	0%	
Category	Percentage																														
Excellent	50%																														
Extremely Good	31%																														
Good	6%																														
Moderately Good	2%																														
Very Good	11%																														
Moderate	0%																														
Category	Percentage																														
Excellent	50%																														
Extremely Good	30%																														
Good	5%																														
Moderately Good	13%																														
Very Good	2%																														
Moderate	0%																														
<h3>Co-operation of the Non Teaching staff</h3>  <table border="1"> <thead> <tr> <th>Category</th> <th>Percentage</th> </tr> </thead> <tbody> <tr> <td>Excellent</td> <td>296</td> </tr> <tr> <td>Extremely Good</td> <td>168</td> </tr> <tr> <td>Good</td> <td>35</td> </tr> <tr> <td>Moderately Good</td> <td>2</td> </tr> <tr> <td>Very Good</td> <td>15</td> </tr> <tr> <td>Moderate</td> <td>0%</td> </tr> </tbody> </table> <ul style="list-style-type: none"> Excellent Extremely Good Good Moderately Good Very Good Moderate 	Category	Percentage	Excellent	296	Extremely Good	168	Good	35	Moderately Good	2	Very Good	15	Moderate	0%		<h3>Co-operation of the Non Teaching staff</h3>  <table border="1"> <thead> <tr> <th>Category</th> <th>Percentage</th> </tr> </thead> <tbody> <tr> <td>Excellent</td> <td>45%</td> </tr> <tr> <td>Extremely Good</td> <td>25%</td> </tr> <tr> <td>Good</td> <td>12%</td> </tr> <tr> <td>Moderately Good</td> <td>10%</td> </tr> <tr> <td>Very Good</td> <td>2%</td> </tr> <tr> <td>Moderate</td> <td>1%</td> </tr> </tbody> </table> <ul style="list-style-type: none"> Very Good Extremely Good Good Moderate Moderately Good Very Good 	Category	Percentage	Excellent	45%	Extremely Good	25%	Good	12%	Moderately Good	10%	Very Good	2%	Moderate	1%	
Category	Percentage																														
Excellent	296																														
Extremely Good	168																														
Good	35																														
Moderately Good	2																														
Very Good	15																														
Moderate	0%																														
Category	Percentage																														
Excellent	45%																														
Extremely Good	25%																														
Good	12%																														
Moderately Good	10%																														
Very Good	2%																														
Moderate	1%																														
<h3>Theoretical and Practical (wherever applicable) classes are taken by the...</h3>  <table border="1"> <thead> <tr> <th>Category</th> <th>Percentage</th> </tr> </thead> <tbody> <tr> <td>Excellent</td> <td>51%</td> </tr> <tr> <td>Extremely Good</td> <td>26%</td> </tr> <tr> <td>Good</td> <td>6%</td> </tr> <tr> <td>Moderately Good</td> <td>15%</td> </tr> <tr> <td>Very Good</td> <td>2%</td> </tr> <tr> <td>Moderate</td> <td>0%</td> </tr> </tbody> </table> <ul style="list-style-type: none"> Excellent Extremely Good Good Moderately Good Very Good Moderate 	Category	Percentage	Excellent	51%	Extremely Good	26%	Good	6%	Moderately Good	15%	Very Good	2%	Moderate	0%																	
Category	Percentage																														
Excellent	51%																														
Extremely Good	26%																														
Good	6%																														
Moderately Good	15%																														
Very Good	2%																														
Moderate	0%																														

Student to Faculty Feedback 2020-21

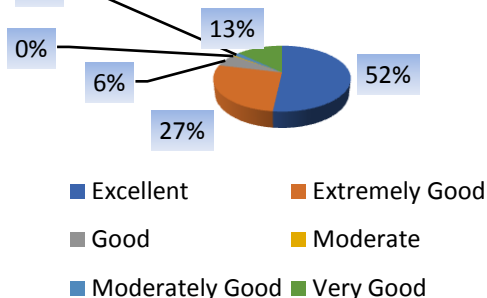
Accessibility of the teachers in and out of the class (including availability of the...



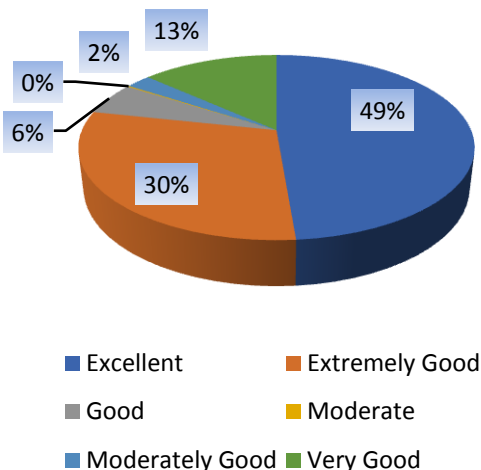
Communication Skill and Delivery of structured lecture by teacher



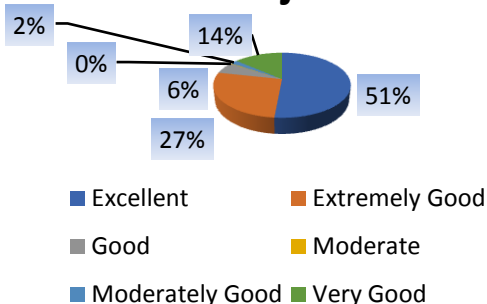
Constructive suggestions to improve the department



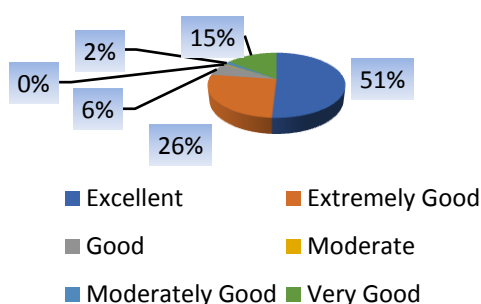
Control over the class



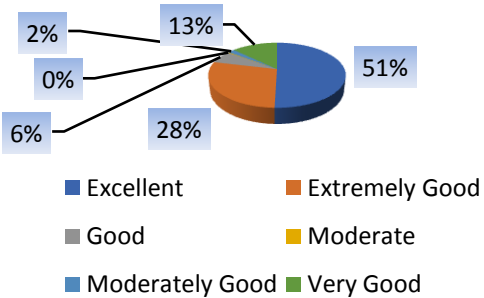
Focus on Syllabi and Interest generated by the teacher in the subject



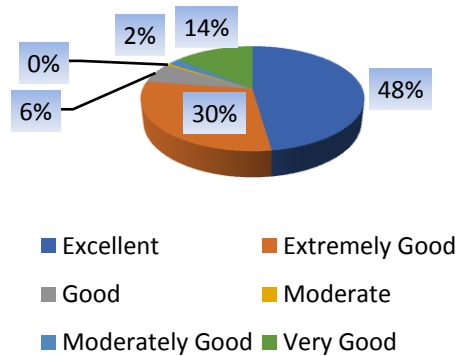
Helping approach towards varied academic interests of students



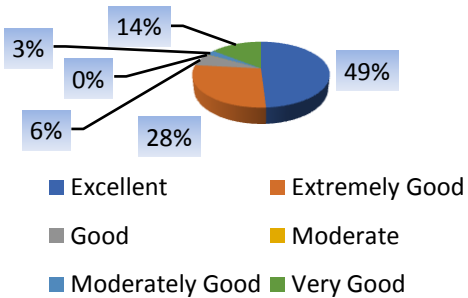
Helping students in providing study material which is not readily available in...



Punctuality and Regularity of the teacher



Self-confidence and Knowledge base of the teacher in the subject



Use of teaching aids (OHP/Blackboard /PPTs)

