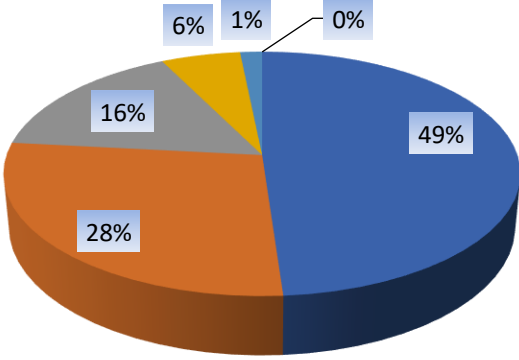
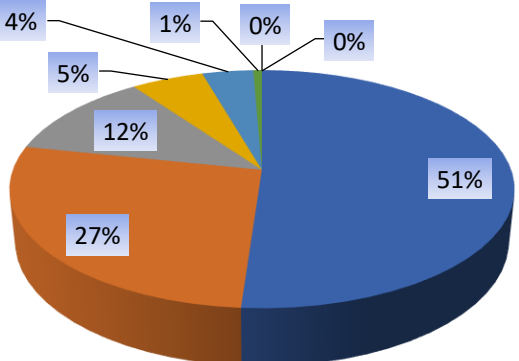
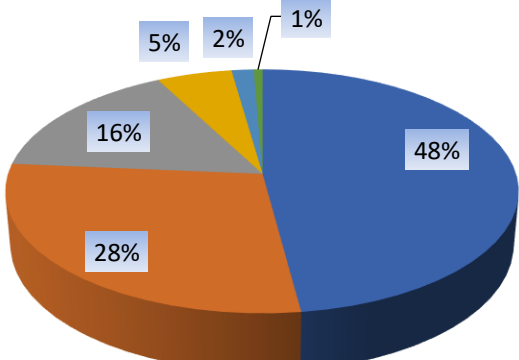


Alumni Feedback 2021-22

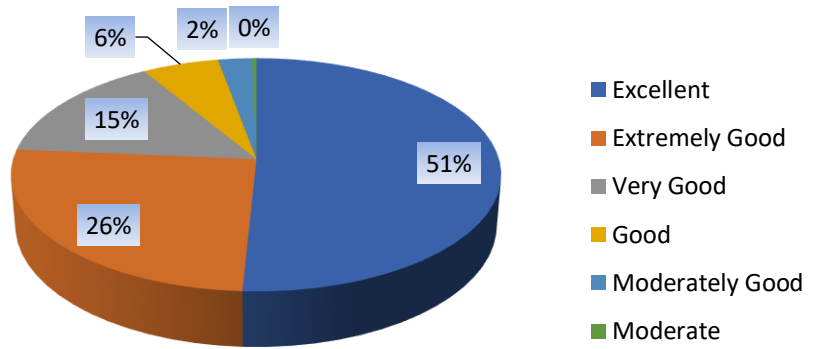
Options for Questions: Excellent, Extremely Good, Very Good, Good, Moderately Good, Moderate, Average, Poor, Very Poor, Extremely Poor

Alumni Feedback

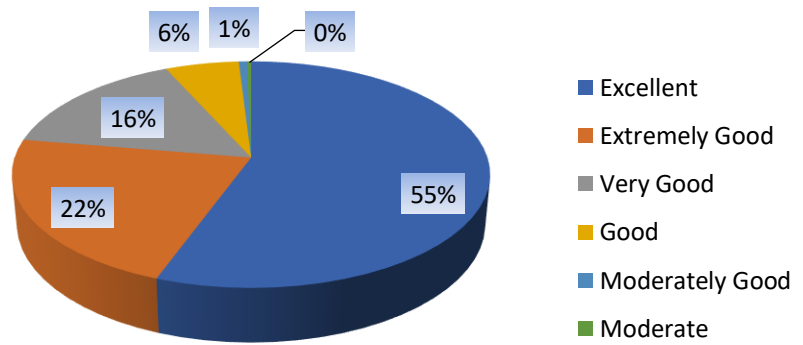
No of Feedback Submitted - 313

<p>How do you rate the courses that you have learnt in the college in relation to your current job / occupation?</p>	 <table border="1"> <thead> <tr> <th>Rating</th> <th>Percentage</th> </tr> </thead> <tbody> <tr> <td>Excellent</td> <td>49%</td> </tr> <tr> <td>Extremely Good</td> <td>28%</td> </tr> <tr> <td>Very Good</td> <td>16%</td> </tr> <tr> <td>Good</td> <td>6%</td> </tr> <tr> <td>Moderately Good</td> <td>1%</td> </tr> <tr> <td>Moderate</td> <td>0%</td> </tr> </tbody> </table>	Rating	Percentage	Excellent	49%	Extremely Good	28%	Very Good	16%	Good	6%	Moderately Good	1%	Moderate	0%				
Rating	Percentage																		
Excellent	49%																		
Extremely Good	28%																		
Very Good	16%																		
Good	6%																		
Moderately Good	1%																		
Moderate	0%																		
<p>How were the Infrastructural and Computer Lab facilities?</p>	 <table border="1"> <thead> <tr> <th>Rating</th> <th>Percentage</th> </tr> </thead> <tbody> <tr> <td>Excellent</td> <td>51%</td> </tr> <tr> <td>Extremely Good</td> <td>27%</td> </tr> <tr> <td>Very Good</td> <td>12%</td> </tr> <tr> <td>Good</td> <td>5%</td> </tr> <tr> <td>Moderately Good</td> <td>4%</td> </tr> <tr> <td>Moderate</td> <td>1%</td> </tr> <tr> <td>Average</td> <td>0%</td> </tr> <tr> <td>Poor</td> <td>0%</td> </tr> </tbody> </table>	Rating	Percentage	Excellent	51%	Extremely Good	27%	Very Good	12%	Good	5%	Moderately Good	4%	Moderate	1%	Average	0%	Poor	0%
Rating	Percentage																		
Excellent	51%																		
Extremely Good	27%																		
Very Good	12%																		
Good	5%																		
Moderately Good	4%																		
Moderate	1%																		
Average	0%																		
Poor	0%																		
<p>How do you rate the faculty members according to their teaching method?</p>	 <table border="1"> <thead> <tr> <th>Rating</th> <th>Percentage</th> </tr> </thead> <tbody> <tr> <td>Excellent</td> <td>48%</td> </tr> <tr> <td>Extremely Good</td> <td>28%</td> </tr> <tr> <td>Very Good</td> <td>16%</td> </tr> <tr> <td>Good</td> <td>5%</td> </tr> <tr> <td>Moderately Good</td> <td>2%</td> </tr> <tr> <td>Moderate</td> <td>1%</td> </tr> </tbody> </table>	Rating	Percentage	Excellent	48%	Extremely Good	28%	Very Good	16%	Good	5%	Moderately Good	2%	Moderate	1%				
Rating	Percentage																		
Excellent	48%																		
Extremely Good	28%																		
Very Good	16%																		
Good	5%																		
Moderately Good	2%																		
Moderate	1%																		

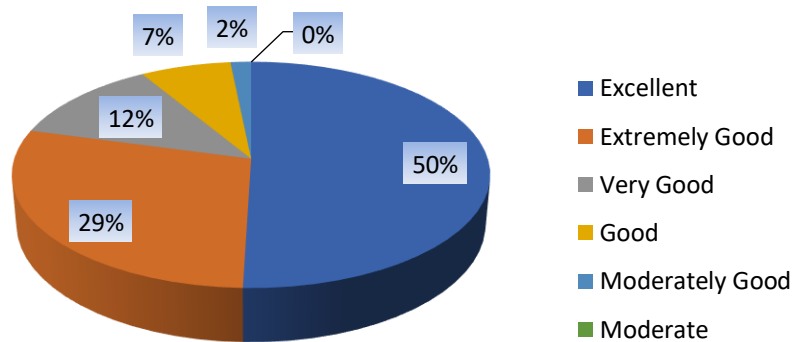
Were the teachers punctual in attending the class?



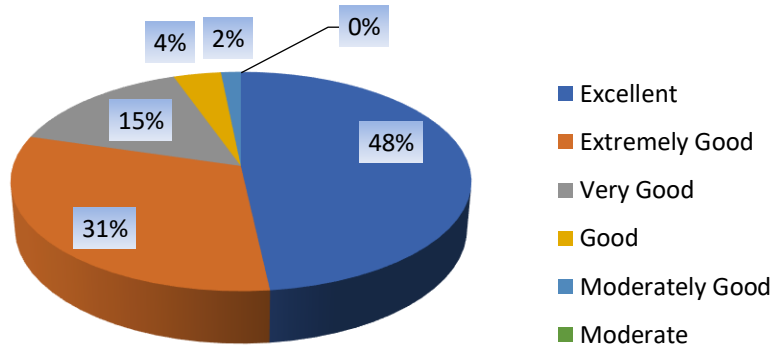
How were the library facilities?



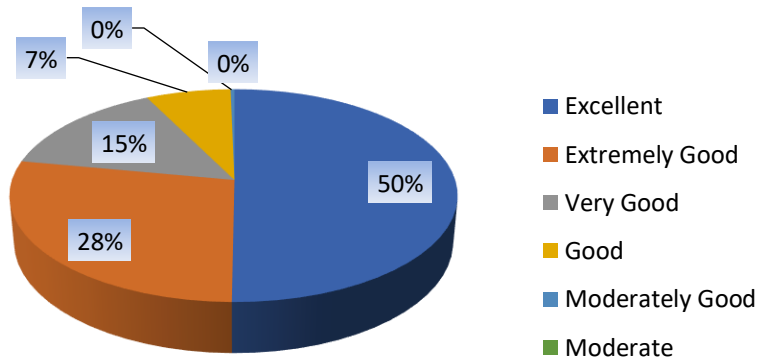
How were the Educational Resources available from the college?



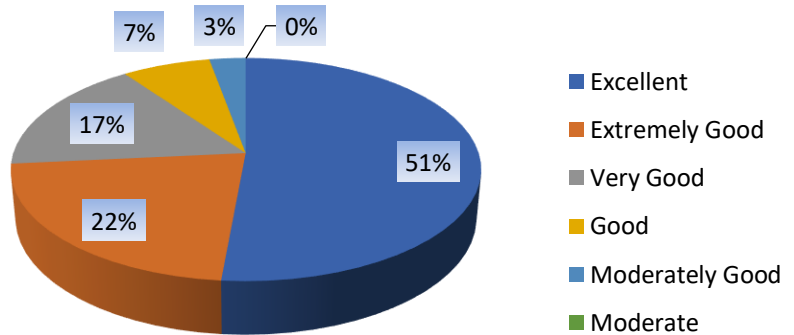
Do you find the college engaging in social initiatives like blood donation, dengue awareness?



How do you rate extracurricular activities like college sports, indoor games, social etc?



Do you find teacher, office staff are helpful for any kind of queries?



How you rate overall teaching learning experience in the college?

